W1	W2	W3	W4	W5	W6	W7	W8
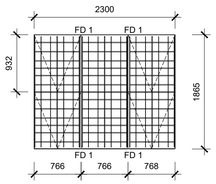	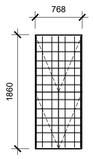	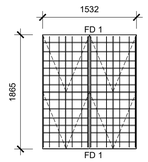	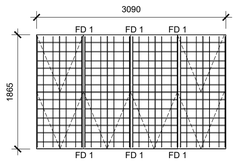	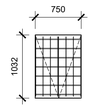	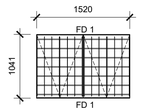	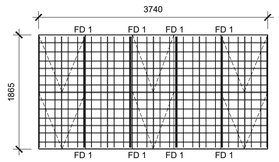	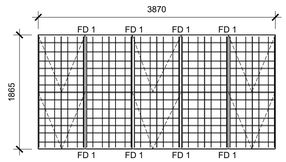
OPENING NUMBERS	OPENING NUMBERS	OPENING NUMBERS	OPENING NUMBERS	OPENING NUMBERS	OPENING NUMBERS	OPENING NUMBERS	OPENING NUMBERS
01;07;12	02;04;06;11;16;17;18;19;21;22;23;26	03;05;14	08	20;27;28;29;32	30;31	09	10;13
TOTAL NUMBER OFF	TOTAL NUMBER OFF	TOTAL NUMBER OFF	TOTAL NUMBER OFF	TOTAL NUMBER OFF	TOTAL NUMBER OFF	TOTAL NUMBER OFF	TOTAL NUMBER OFF
3	12	3	1	5	2	1	2

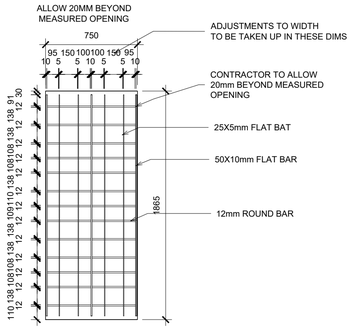

TYPICAL BURGLAR BAR MODULE PANEL ELEVATION
SCALE 1-25

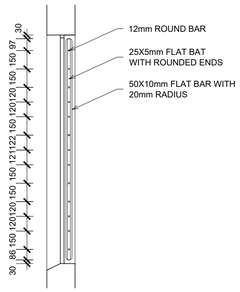

TYPICAL BURGLAR BAR MODULE PANEL SECTION 1
SCALE 1-25

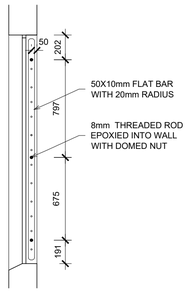

TYPICAL BURGLAR BAR MODULE PANEL SECTION 2
SCALE 1-25

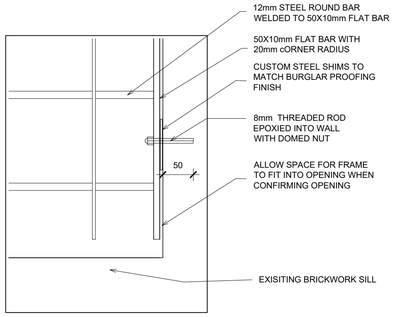

BURGLAR BAR FIXING DETAIL 2
SCALE 1-5

BURGLAR BAR SPECIFICATION

1. FLAT MILD STEEL BAR PRIMARY VERTICALS 50 X 10mm ALIGNED WITH THE MULLIONS AND DRILLED TO ACCOMMODATE ROUND BARS. 20mm RADIUS ROUNDED TOP AND BOTTOM . TO BE SET 20mm AWAY FROM REVEAL WITH SPACERS TO ALLOW EASE OF INSTALLATION.
2. FLAT MILD STEEL BAR SECONDARY VERTICALS 25 X 5mm SET UP ON A MODULE AS DIMESIONED AND DRILLED TO ACCOMMODATE ROUND BARS WITH 12MM RADIUS ROUNDED TOP AND BOTTOM
3. 12mm HORIZONTAL MILD STEEL ROUND BARS SET UP ON A MODULE AS DIMENSIONED.
4. EPOXY ANCHOR FIXING POINTS PER REVEAL AS PER DETAIL. ANCHOR WITH SHIMS AS REQUIRED BETWEEN VERTICAL FLAT BAR AND REVEAL.
5. WHERE THE OPENING EXCEEDS TWO MODULES A FIXING POINT AS PER DETAIL 1 WILL BE USED.
6. BURGLAR BARS WILL BE PRE-PAINTED POWDER COATED SATIN BLACK ON TOP OF A UNIVERSAL RED OXIDE METAL PRIMER SOLVENT-BASED ANTI-CORROSIVE METAL PRIMER.

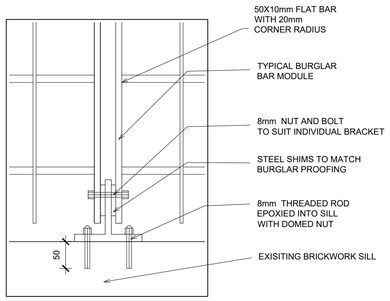

BURGLAR BAR INTERMEDIATE FIXING DETAIL 1
SCALE 1-5

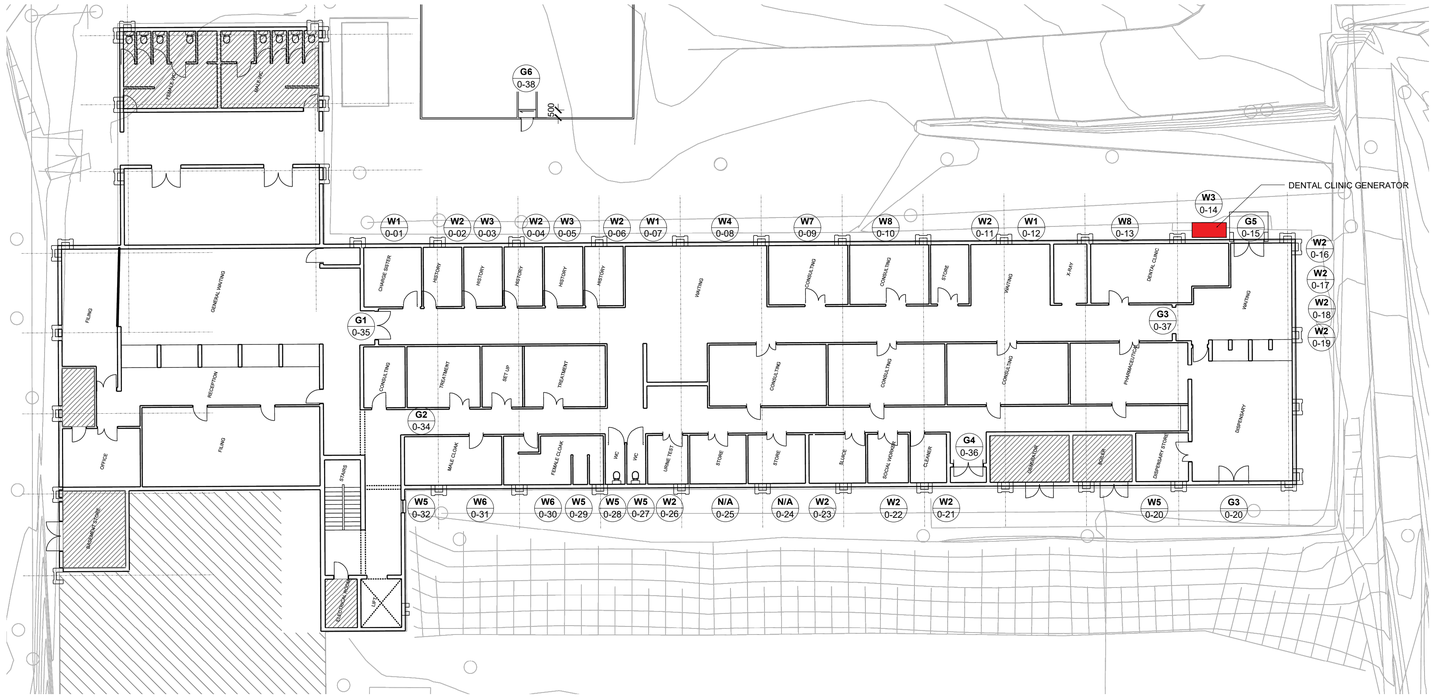

OPD DEPARTMENT FLOOR PLAN
SCALE 1-200

- **ALL DIMENSION ARE TO BE CONFIRMED ON SITE BEFORE ORDERING MATERIALS**
- **A SHOP DRAWING IS TO BE PROVIDED BEFORE MANUFACTURING**
- **A SAMPLE INSTALLATION OF A WINDOW IS TO BE COMPLETED FOR APPROVAL BEFORE THE REST OF THE BURGLAR BARS ARE INSTALLED.**

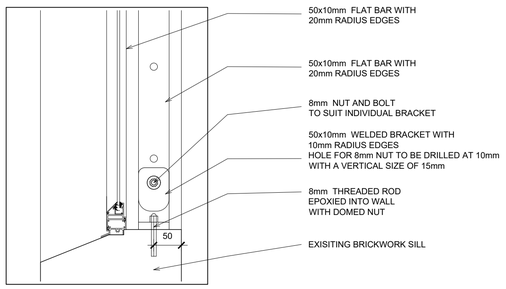

BURGLAR BAR INTERMEDIATE FIXING DETAIL 1
SCALE 1-5

NOTES

ALL DIMENSIONS AND LEVELS ARE TO BE VERIFIED ON SITE PRIOR TO COMMENCING, SETTING OUT, WORKSHOP DRAWINGS OR CONSTRUCTION

FIGURED DIMENSIONS ONLY TO BE USED, DRAWINGS ARE NOT TO BE SCALED

DISCREPANCIES, ERRORS AND OMISSIONS ARE TO BE BROUGHT TO THE ARCHITECTS ATTENTION IMMEDIATELY THEY BECOME EVIDENT

SHOP DRAWINGS TO BE SUBMITTED FOR APPROVAL PRIOR TO MANUFACTURE OR INSTALLATION

COPYRIGHT AND RIGHT OF REPRODUCTION OF THIS DRAWING OR ANY PORTION THEREOF IS RESERVED BY THE ARCHITECTS

TRIZYIRON INFRASTRUCTURE

Province of the EASTERN CAPE HEALTH

Rev	Date	Revision

Project
ECDOH PMU-2
Butterworth Hospital

Title
OPD BUILDING GROUND FLOOR BURGLAR BARS AND GATES

Scale	Date	Drawn	Checked
VARIOUS	2024-07-15	RSC	WAM

DRAWING No **240028-PRF-17-204**
REVISION 0